



DryBlend® Open Bottom Sweatpant. 12300




- 9-ounce, 50/50 cotton/poly
- Moisture-wicking properties
- Tearaway label
- Differential rise for better fit
- Covered elastic waistband with draw cord
- Jersey-lined side-seam pockets
- Slightly tapered leg with open double-needle hem


Please note: This product is transitioning from heat transfer labels to tearaway labels. Your order may contain a combination of both labels.

CARE INSTRUCTIONS

Machine wash warm, inside out, with like colors. Only non-chlorine bleach. Tumble dry medium. Do not iron if decorated. Do not dry clean.

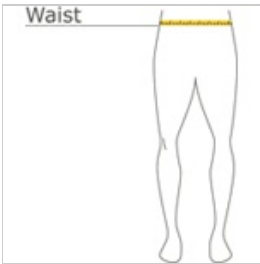


front



back

HOW TO MEASURE



WAIST

Measure around the smallest part of the natural waist.

SIZE CHART

	S	M	L	XL	2XL
Waist	24-26	28-29	30-31	32-33	36-37

COLOR INFORMATION

Please note: PMS code information is shown only when an exact match is available.



Black
PMS 426C



Charcoal
PMS COOL GRAY
10C



Navy
PMS 533C



Sport Grey
PMS COOL GRAY
7C

*Not all sizes are available in every color.