




Gildan® Youth Heavy Blend™ Open Bottom Sweatpant. 18400B




- 8-ounce, 50/50 cotton/poly
- Differential rise for better fit
- Covered elastic waistband
- No draw cord at waist
- Side seamed
- Slightly tapered leg with open bottom
- Double-needle bottom hem

CARE INSTRUCTIONS

Machine wash warm, inside out, with like colors. Only non-chlorine bleach. Tumble dry medium. Do not iron if decorated. Do not dry clean.

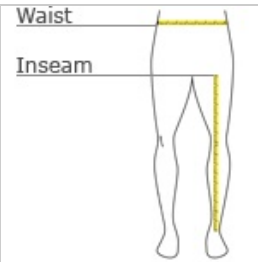


front



back

HOW TO MEASURE



WAIST

Measure around the smallest part of the natural waist.

INSEAM

Measure a similar style pant that fits well and is the desired length. Measure from the crotch seam to the hem.

SIZE CHART

	S	M	L	XL
Size	6-8	10-12	14-16	18-20

COLOR INFORMATION

Please note: PMS code information is shown only when an exact match is available.



Black
PMS 426C



Navy
PMS 533C



Sport Grey
PMS COOL GRAY
7C

*Not all sizes are available in every color.