



100% Cotton Long Sleeve T-Shirt. 5186




- 6.1-ounce, 100% ring spun cotton
- 99/1 cotton/poly (Ash)
- 90/10 cotton/poly (Light Steel)
- Tear-away label
- Lay-flat collar
- Coverseamed neck
- Double-needle neck and hem
- Shoulder-to-shoulder taping
- Rib knit cuffs


Please note: This product is transitioning from tag-free labels to tear-away labels. Your order may contain a combination of both labels.

CARE INSTRUCTIONS

Turn inside out. Machine wash cold. Dark colors separately. Only non-chlorine bleach when needed. Tumble dry low. Cool iron if needed exclusive of decoration.

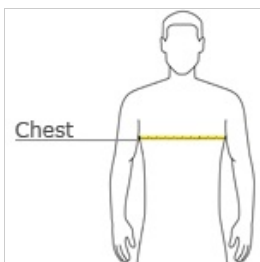


front



back

HOW TO MEASURE



CHEST WIDTH

Measure under the arm and around the fullest part of the chest with arms down, keeping tape horizontal.

SIZE CHART

	S	M	L	XL	2XL	3XL
Chest	34-36	38-40	42-44	46-48	50-52	54-56

COLOR INFORMATION

Please note: PMS code information is shown only when an exact match is available.



Ash*
PMS COOL GREY
7 C



Black
PMS BLACK 6C



Deep Forest
PMS 5535C



Deep Red
PMS 207C



Deep Royal
PMS 662C



Light Steel**



Navy
PMS 289C



White

*Not all sizes are available in every color.