




Gildan® Ladies Heavy Cotton™ 100% Cotton Long Sleeve T-Shirt. 5400L




- 5.3-ounce, 100% cotton
- 90/10 cotton/poly (Sport Grey)
- Seamless double-needle 1/2" collar
- Tearaway label
- Side seamed with tapered fit
- Double-needle hemmed cuffs
- Double-needle hem

CARE INSTRUCTIONS

Machine wash warm, inside out, with like colors. Only non-chlorine bleach. Tumble dry medium. Do not iron if decorated. Do not dry clean.

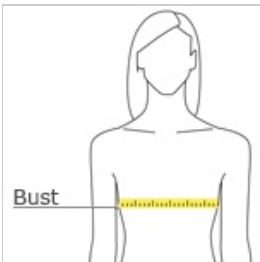


front



back

HOW TO MEASURE



BUST

Measure under the arm and around the fullest part of the bust with arms down, keeping tape horizontal.

SIZE CHART

	S	M	L	XL	2XL	3XL
Size	4/6	8/10	12/14	16/18	20/22	24/26

COLOR INFORMATION

Please note: PMS code information is shown only when an exact match is available.



Black
PMS 426C



Heliconia
PMS 213C



Navy
PMS 533C



Red
PMS 199C



Royal
PMS 7686C



Sport Grey
PMS COOL GRAY
7C



White

*Not all sizes are available in every color.