





- 4.5-ounce, 100% ring spun cotton
- 90/10 cotton/poly (Antique Cherry Red, Antique Heliconia, Antique Sapphire, and Sport Grey)
- 50/50 cotton/poly (Graphite Heather)
- 35/65 cotton/poly (Dark Heather, Heather Irish Green, Heather Military Green, Heather Navy, Heather Orange, Heather Purple, Heather Royal and Heather Red)
- 50/50 ring spun cotton/poly (Graphite Heather)
- Seamless double-needle 3/4" neck
- Taped neck and shoulders
- Tearaway label
- Semi-fitted
- Rolled forward shoulders for better fit
- Double-needle sleeves and hem
- S-3XL only colors: Sand, Orange, Cherry Red, Cardinal Red, Azalea, Dark Chocolate, Light Blue, Kiwi, Military Green, Charcoal, Indigo Blue, Irish Green

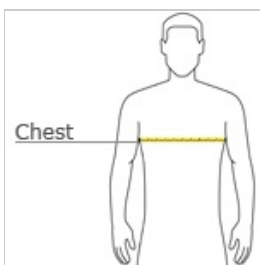


front



back

HOW TO MEASURE



CHEST WIDTH

Measure under the arm and around the fullest part of the chest with arms down, keeping tape horizontal.

SIZE CHART

	S	M	L	XL	2XL	3XL
Chest	34-36	38-40	42-44	46-48	50-52	54-56

COLOR INFORMATION

Please note: PMS code information is shown only when an exact match is available.

Antique Cherry Red PMS 7427C	Antique Heliconia PMS 227C	Antique Sapphire PMS 7706C	Black PMS 426C	Cardinal PMS 1955C	Charcoal PMS COOL GRAY 10C	Cherry Red PMS 187C	Cornsilk	Dark Chocolate PMS 412C	Dark Heather PMS 7545C	Graphite Heather
Heather Indigo	Heather Irish Green PMS 2249C	Heather Military Green PMS 416C	Heather Navy PMS 432C	Heather Orange PMS 1635C	Heather Purple PMS 668C	Heather Red	Heather Royal PMS 2727C	Heather Sapphire	Indigo Blue PMS 5405C	Irish Green PMS 2252C
Kiwi PMS 2276C	Light Blue PMS 543C	Military Green PMS 5615C	Navy PMS 533C	Orange PMS 2026C	Purple PMS 2112C	Red PMS 199C	Royal PMS 7686C	Sand PMS 7528C	Sport Grey PMS COOL GRAY 7C	White

*Not all sizes are available in every color.