



Nike Dri-FIT Classic Fit Players Polo with Flat Knit Collar. 838956



Engineered for the course and beyond, this performance style has a flat knit collar for a classic look. Unparalleled Dri-FIT moisture management technology delivers optimal breathability. Design features include a three-button placket and open hem sleeves. A contrast heat transfer swoosh design trademark is on the left sleeve. Made of 6-ounce, 100% polyester Dri-FIT fabric. Classic fit is fuller through the chest, arms and waist.

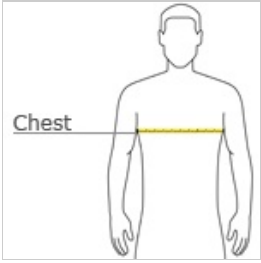


front



back

HOW TO MEASURE



CHEST WIDTH

Measure under the arm and around the fullest part of the chest with arms down, keeping tape horizontal.

SIZE CHART

	XS	S	M	L	XL	2XL	3XL	4XL
Chest	32-35	35-38	38-41	41-44	44-47	47-50	50-53	53-56

COLOR INFORMATION

Please note: PMS code information is shown only when an exact match is available.



Anthracite
PMS 432C



Black
PMS PROCESS
BLACK C



Gym Blue
PMS 294C



Navy
PMS 296C



Pacific Blue
PMS 660C



Pine Green
PMS 349C



University Red
PMS 200C



White