





A stretch woven front joins with a knit back for exceptional ease of movement and a sleek, high-performance look. Dri-FIT moisture management technology helps keep you dry and comfortable. Design details include a woven self-fabric collar with stretch knit under the collar, three-button placket and cuffs with stretch knit. Open hem sleeves with a contrast heat transfer Swoosh design trademark on the left sleeve. Front made of 3.8-ounce, 100% polyester stretch woven and back made of 4.2-ounce, 100% polyester knit Dri-FIT fabrics.

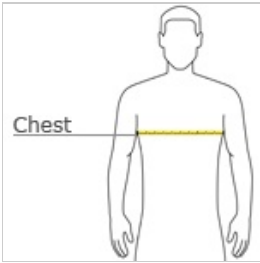


front



back

**HOW TO MEASURE**



**CHEST WIDTH**

Measure under the arm and around the fullest part of the chest with arms down, keeping tape horizontal.

**SIZE CHART**

	L	XL	2XL	3XL	4XL	M	S	XS
Chest	41-44	44-47	47-50	50-53	53-56	38-41	35-38	32-35

**COLOR INFORMATION**

**Please note: PMS code information is shown only when an exact match is available.**



Black/ Black  
PMS Process Black  
C



Cool Grey/ Dark  
Grey  
PMS 424 C



Gym Blue/ Dark  
Grey  
PMS 294 C



Team Red/  
Anthracite  
PMS 188 C