




Eddie Bauer® Ladies Smooth Fleece Base Layer Full-Zip. EB247




Built for versatility, this smooth-faced, brushed back base layer is sleek, low -profile and is adaptable to everything from outdoor adventures to indoor comfort. Contrast coverstitch details. Reverse coil zippers. Open cuffs and hem. Front zippered pockets. Contrast Eddie Bauer heat transfer logo on right hem. Made of 5.6-ounce, 100% polyester fleece.

CARE INSTRUCTIONS

Machine Wash Cold, Inside Out With Like Colors, Do Not Use Fabric Softener, Only Non-Chlorine Bleach When Needed, Tumble Dry Low , Do Not Iron, Do Not Dry Clean.

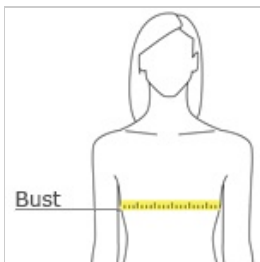


front



back

HOW TO MEASURE



BUST

Measure under the arm and around the fullest part of the bust with arms down, keeping tape horizontal.

SIZE CHART

	4XL	XS	S	M	L	XL	2XL	3XL
Size	28/30	2	4/6	8/10	12/14	16/18	20/22	24/26
Bust	50-52	32-33	34-35	36-37	38-40	41-43	44-46	47-49

COLOR INFORMATION

Please note: PMS code information is shown only when an exact match is available.



Black
PMS NTR BLACK
C



Iron Gate
PMS 7540CP



River Blue Navy