





Eddie Bauer® Trail Soft Shell Jacket. EB542



With 3K/3K waterproof and breathability fabric ratings, this knit soft shell has stretch for ease of movement and transitions from the workday streets to the weekend trails—regardless of the forecast. Exclusive StormRepel® durable water-repellent (DWR) technology keeps you warmer and drier. Front tricot-lined zippered pockets, reverse coil zippers, open cuffs and open hem. Reflective Eddie Bauer logo heat transfer on left sleeve. Made of 100% polyester knit shell with DWR coating bonded to a water-resistant laminated film insert. 100% polyester brushed microfleece interior.

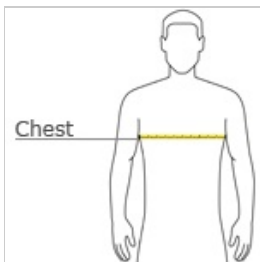


front



back

HOW TO MEASURE



CHEST WIDTH

Measure under the arm and around the fullest part of the chest with arms down, keeping tape horizontal.

SIZE CHART

	XS	S	M	L	XL	2XL	3XL	4XL
Chest	32-34	35-37	38-40	41-43	44-46	48-50	52-54	55-57

COLOR INFORMATION

Please note: PMS code information is shown only when an exact match is available.



Black/ Black
PMS NTR BLACK
C



Expedition Blue/
Black
PMS 2144C



Metal Grey/ Grey
Steel
PMS 425 C



River Blue Navy/
River Blue Navy