





# Eddie Bauer® Ladies Trail Soft Shell Jacket. EB543



With 3K/3K waterproof and breathability fabric ratings, this knit soft shell has stretch for ease of movement and transitions from the workday streets to the weekend trails—regardless of the forecast. Exclusive StormRepel® durable water-repellent (DWR) technology keeps you warmer and drier. Attached hood and princess seams. Front tricort-lined zippered pockets, reverse coil zippers, open cuffs and open hem. Reflective Eddie Bauer logo heat transfer on right hem. Made of 100% polyester knit shell with DWR coating bonded to a water-resistant laminated film insert. 100% polyester brushed microfleece interior.

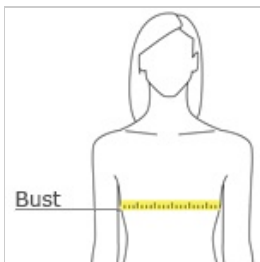


front



back

## HOW TO MEASURE



### BUST

Measure under the arm and around the fullest part of the bust with arms down, keeping tape horizontal.

## SIZE CHART

	XS	S	M	L	XL	2XL	3XL	4XL
Size	2	4/6	8/10	12/14	16/18	20/22	24/26	28/30
Bust	32-33	34-35	36-37	38-40	41-43	44-46	47-49	50-52

## COLOR INFORMATION

Please note: PMS code information is shown only when an exact match is available.



Black/ Black  
PMS NTR BLACK  
C



Expedition Blue/  
Black  
PMS 7462 C



Metal Grey/ Grey  
Steel  
PMS 425 C



Pink Lotus/ Grey  
Steel  
PMS 7425 C



River Blue Navy/  
River Blue Navy