




Eddie Bauer® WeatherEdge® Plus Insulated Jacket. EB554




Built to outlast the elements, this fully seam-sealed technical jacket has exceptional 10K/10K fabric w aterproof and breathability ratings thanks to exclusive WeatherEdge Plus technology. Exclusive StormRepel® durable w ater-repellent (DWR) coating adds extra exterior w eather protection. Fully insulated, this jacket also provides long-lasting w armth and comfort w hen temps drop. Detachable, adjustable hood w ith locking draw cord, full-length exterior storm flap and ventilating pit zips. Welded front zippered pockets w ith w aterproof zippers. Welded right chest pocket w ith interior media port. Interior pocket w ith elastic to store goggles, hat and bulkier items. Adjustable tab cuffs w ith hook and loop closures. Adjustable locking draw cord hem. Contrast Eddie Bauer and WeatherEdge Plus logos heat transfers on left sleeve. Made of 100% polyester w ith durable w ater-repellent (DWR) coating and TPU film.

CARE INSTRUCTIONS

Machine w ash cold. Delicate cycle. Do not use fabric softener. Tumble dry low. Do not iron. Do not dry clean

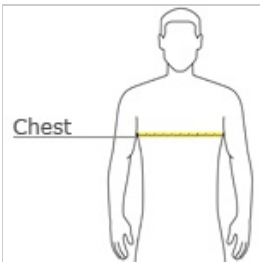


front



back

HOW TO MEASURE



CHEST WIDTH

Measure under the arm and around the fullest part of the chest w ith arms dow n, keeping tape horizontal.

SIZE CHART

	XS	S	M	L	XL	2XL	3XL	4XL
Chest	32-34	35-37	38-40	41-43	44-46	48-50	52-54	55-57

COLOR INFORMATION

Please note: PMS code information is shown only when an exact match is available.



Black
PMS NTR BLACK
C



Metal Grey
PMS 425 C