




Eddie Bauer® WeatherEdge® Jacket. EB558




Two element-fighting WeatherEdge 5K/5K fabrics come together in this jacket for highly waterproof, breathable performance. Fully seam-sealed, this jacket also features an exclusive StormRepel® durable water-repellent (DWR) coating for additional weather protection. Four-way stretch for easy mobility. Adjustable hood with locking draw cord, waterproof front molded zippered pockets, adjustable tab cuffs with hook and loop closures, embroidery access pocket. Adjustable locking draw cord hem. Contrast Eddie Bauer and WeatherEdge logos heat transfers on left sleeve. Made of 94/6 poly/spandex and 92/8 poly/spandex.

CARE INSTRUCTIONS

Machine wash cold with like colors, only non-chlorine bleach when needed, tumble dry low, warm iron if necessary.

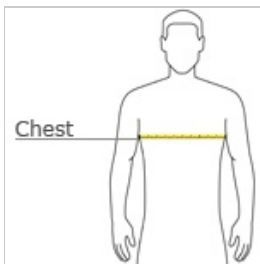


front



back

HOW TO MEASURE



CHEST WIDTH

Measure under the arm and around the fullest part of the chest with arms down, keeping tape horizontal.

SIZE CHART

	XS	S	M	L	XL	2XL	3XL	4XL
Chest	32-34	35-37	38-40	41-43	44-46	48-50	52-54	55-57

COLOR INFORMATION

Please note: PMS code information is shown only when an exact match is available.



Black
PMS NTR BLACK
C



Cobalt Blue/ River
Blue Navy



Metal Grey/ Grey
Steel
PMS COOL GREY
10C