




Eddie Bauer® WeatherEdge® 3-in-1 Jacket EB656




This 3-in-1 system jacket has a fully seam-sealed shell built from 5K/5K fabric and an inner soft shell jacket. Exclusive WeatherEdge and StormRepel® durable water-repellent technology offer unparalleled weather protection. Adjustable hood with locking draw cord, full-length interior storm flap. Molded center front zippers (Shell has a waterproof zipper.) Zippered pockets. Adjustable tab cuffs with hook and loop closures. Adjustable locking draw cord hem. Contrast Eddie Bauer and WeatherEdge heat transfer logos on left sleeve. Shell made of 94/6 polyester/spandex with durable water-repellent (DWR) finish, PU laminate and 100% polyester lining. Inner jacket made of 100% polyester with a DWR finish bonded to a water-resistant film insert and 100% polyester microfleece lining.

CARE INSTRUCTIONS

Machine Wash Cold. Do Not Bleach. Tumble Dry Low. Cool Iron, If Necessary. Do Not Dry Clean.

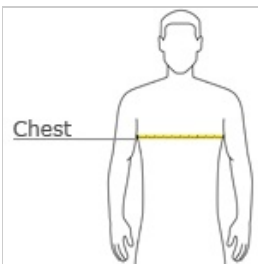


front



back

HOW TO MEASURE



CHEST WIDTH

Measure under the arm and around the fullest part of the chest with arms down, keeping tape horizontal.

SIZE CHART

	XS	S	M	L	XL	2XL	3XL	4XL
Chest	32-34	35-37	38-40	41-43	44-46	48-50	52-54	55-57

COLOR INFORMATION

Please note: PMS code information is shown only when an exact match is available.



Black/ Storm Grey
PMS BLACK 6C



Grey Steel/ Metal Grey
PMS 7540C



River Blue/ Cobalt Blue
PMS 533C