




Eddie Bauer® Ladies WeatherEdge® 3-in-1 Jacket EB657




This 3-in-1 jacket has a fully seam-sealed shell built from 5K/5K fabric and an inner soft shell jacket. WeatherEdge and StormRepel® durable water-repellent technology offer unparalleled weather protection. Adjustable hood, full-length interior storm flap. Molded center front zippers (Shell has a waterproof zipper.) Zippered pockets. Adjustable tab cuffs with hook and loop closures. Adjustable locking draw cord hem. Contrast WeatherEdge heat transfer logo on left sleeve. Contrast Eddie Bauer heat transfer logo on right hem. Shell made of 94/6 polyester/spandex with durable water-repellent (DWR) finish, PU laminate and 100% polyester lining. Inner jacket made of 100% polyester with a DWR finish bonded to a water-resistant film insert and 100% polyester microfleece lining.

CARE INSTRUCTIONS

Machine Wash Cold. Do Not Bleach. Tumble Dry Low. Cool Iron, If Necessary. Do Not Dry Clean.

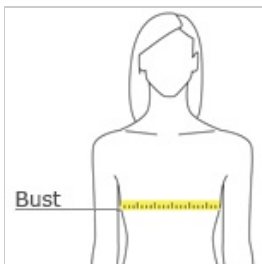


front



back

HOW TO MEASURE



BUST

Measure under the arm and around the fullest part of the bust with arms down, keeping tape horizontal.

SIZE CHART

	XS	S	M	L	XL	2XL	3XL	4XL
Size	2	4/6	8/10	12/14	16/18	20/22	24/26	28/30
Bust	32-33	34-35	36-37	38-40	41-43	44-46	47-49	50-52

COLOR INFORMATION

Please note: PMS code information is shown only when an exact match is available.



Black/ Storm Grey
PMS BLACK C



Grey Steel/ Metal
Grey
PMS 7540C



River Blue/ Cobalt
Blue
PMS 533C