




Ultra Cotton® 100% Cotton Long Sleeve T-Shirt. G2400




- 6-ounce, 100% cotton
- 50/50 cotton/poly (Dark heather, Safety Green, Safety Orange)
- 99/1 cotton/poly (Ash)
- 90/10 cotton/poly (Sport Grey)
- Double-needle neck and hem
- Taped neck and shoulders
- Rib knit cuffs

Due to the nature of 50/50 cotton/poly neon fabrics, special care must be taken throughout the printing process.

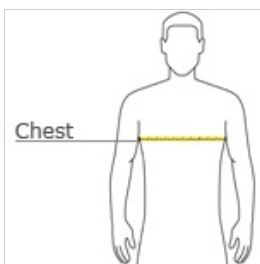


front



back

HOW TO MEASURE



CHEST WIDTH

Measure under the arm and around the fullest part of the chest with arms down, keeping tape horizontal.

SIZE CHART

	S	M	L	XL	2XL	3XL	4XL	5XL
Chest	34-36	38-40	42-44	46-48	50-52	54-56	58-60	62-64

COLOR INFORMATION

Please note: PMS code information is shown only when an exact match is available.

Ash* PMS COOL GRAY 3C	Black PMS 426C	Cardinal Red PMS 1955C	Carolina Blue PMS 659C	Charcoal PMS COOL GRAY 10C	Dark Chocolate PMS 412C	Dark Heather* PMS 7545C	Forest Green PMS 5535C	Gold PMS 1235C	Indigo Blue PMS 5405C	Irish Green PMS 2252C
Light Blue PMS 543C	Light Pink PMS 684C	Maroon PMS 7644C	Military Green PMS 5615C	Natural PMS 2309C	Navy PMS 533C	Orange PMS 2026C	Purple PMS 2112C	Red PMS 199C	Royal PMS 7686C	S. Orange*
Safety Green* PMS 382C	Sand PMS 7528C	Sapphire PMS 641C	Sport Grey* PMS COOL GRAY 7C	Texas Orange PMS 7592C	White					

*Not all sizes are available in every color.