




This hardw orking, parka-length, insulated jacket is critically seam-sealed to stand up to w et, w ind and cold w ith reliable, three-season protection.


- 100% polyester w ith DWR finish
- 4.1-ounce, 100% polyester fleece body lining
- 100% polyester-lined sleeves w ith 2-ounce polyfill insulation for easy on/off
- 3000MM fabric waterproof rating
- 3000G/M2 fabric breathability rating
- Adjustable hood w ith locking draw cord to customize fit
- Waterproof chest pocket w ith locking zipper pull
- Front zippered pockets
- Full-length exterior storm flap w ith snap closures
- Self-fabric adjustable tab cuffs w ith hook and loop closures
- Port Pocket™ for easy embroidery access
- Open hem w ith draw cord and toggles

**CARE INSTRUCTIONS**

Machine w ash cold gentle cycle w ith like colors. Use mild detergent. Remove immediately. Do not allow to lay on itself w hen w et. Only non-chlorine bleach w hen needed. Tumble dry low . Cool iron if needed or dry clean.

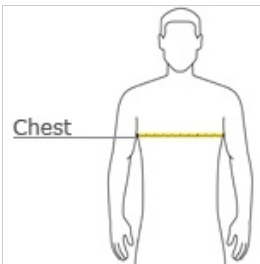


front



back

**HOW TO MEASURE**



**CHEST WIDTH**

Measure under the arm and around the fullest part of the chest w ith arms dow n, keeping tape horizontal.

**SIZE CHART**

	XS	S	M	L	XL	2XL	3XL	4XL
Chest	32-34	35-37	38-40	41-43	44-46	47-49	50-53	54-57

**COLOR INFORMATION**

Please note: PMS code information is shown only when an exact match is available.



Black  
PMS NTR BLACK  
C



Direct Blue  
PMS 2144C



True Navy  
PMS 533C