





This sophisticated, breathable and waterproof shell is fully seam-sealed to fight the elements with a water-shedding durable water-repellent (DWR) finish.

- Weatherproof outer layer into which other Collective styles can be zipped and secured by snap attachments
- 100% polyester shell with DWR finish
- 100% polyester printed lining
- 8000MM fabric waterproof rating
- 3000G/M2 fabric breathability rating
- Slightly longer length
- Attached, adjustable hood with locking draw cord
- Reverse coil zippers
- Interior chest pocket
- Chest pocket with hook and loop closure
- Full-length interior storm flap
- Full-length exterior storm flap with snap closure
- Adjustable snap cuffs
- Front zippered pockets
- Port Pocket™ for easy embroidery access
- Adjustable locking draw cord at hem



front

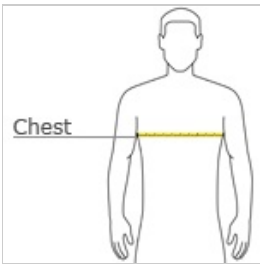


back

CARE INSTRUCTIONS

Machine wash cold with like colors; do not use fabric softener; tumble dry low; remove promptly; only non-chlorine bleach when needed; cool iron if necessary; do not dry clean.

HOW TO MEASURE



CHEST WIDTH

Measure under the arm and around the fullest part of the chest with arms down, keeping tape horizontal.

SIZE CHART

	XS	S	M	L	XL	2XL	3XL	4XL
Chest	32-34	35-37	38-40	41-43	44-46	47-49	50-53	54-57

COLOR INFORMATION

Please note: PMS code information is shown only when an exact match is available.



Deep Black
PMS NTR BLACK
C



Graphite
PMS 7540C



Night Sky Blue
PMS 654C



River Blue Navy