


Port Authority® Ladies Sweater Fleece Jacket. L232




The comfort of a sweater joins the unbeatable warmth of fleece in this modern style. Contrast binding at the cuffs, pockets and hem heightens the visual appeal.

- 8.8-ounce, 100% polyester sweater fleece
- Reverse coil zipper with chin guard
- Full-length interior storm flap
- Stretch binding at cuffs and hem
- Front zippered pockets with knotted zipper pulls and binding trim

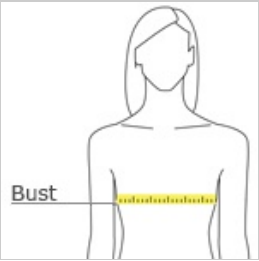


front



back

HOW TO MEASURE



BUST

Measure under the arm and around the fullest part of the bust with arms down, keeping tape horizontal.

SIZE CHART

	XS	S	M	L	XL	XXL	3XL	4XL
Size	2	4/6	8/10	12/14	16/18	20/22	24/26	28/30
Bust	32-34	35-36	37-38	39-41	42-44	45-47	48-51	52-55

COLOR INFORMATION

Please note: PMS code information is shown only when an exact match is available.



Black Heather
PMS NTR BLACK
C



Grey Heather
PMS 424C



Medium Blue
Heather
PMS 7692C