

IMPROVED Port Authority® Ladies 3/4-Sleeve Blouse. L6290




With a modern fit, this wrinkle-resistant blouse is a must-have basic-pair it with skirts, jeans or khakis.


- 4.5-ounce, 55/45 cotton/poly
- Open collar and neckline
- Dyed-to-match buttons
- Front and back darts
- Notched cuffs

CARE INSTRUCTIONS

MACHINE WASH WARM WITH LIKE COLORS ONLY, NON-CHLORINE BLEACH WHEN NEEDED, TUMBLE DRY LOW, WARM IRON IF NECESSARY

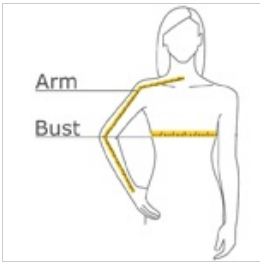


front



back

HOW TO MEASURE



BUST

Measure under the arm and around the fullest part of the bust with arms down, keeping tape horizontal.

ARM

Place hand on hip. Start at the center of the back of the neck and measure across the shoulder, to the elbow, and then down to the wrist.

SIZE CHART

	XS	S	M	L	XL	XXL	3XL	4XL
Size	2	4/6	8/10	12/14	16/18	20/22	24/26	28/30
Bust	32-34	35-36	37-38	39-41	42-44	45-47	48-51	52-55
Arm	30 - 30 3/4	30 3/4 - 31 1/2	31 1/2 - 32	32 - 32 1/2	32 1/2 - 33	33 - 33 3/8	33 3/8 - 33 3/4	33 3/4 - 34 1/2

COLOR INFORMATION

Please note: PMS code information is shown only when an exact match is available.



Black
PMS NTR BLACK
C



Deep Purple
PMS 7665C



Light Blue
PMS 7451C



Mediterranean Blue
PMS 2118C



Raspberry Pink
PMS 221C



Teal Green
PMS 7715C



White