


Port Authority® Ladies Collective Insulated Jacket. L902




This jacket combines the warmth of low-bulk quilted insulation with flexible soft shell side panels for a trend-right, weather-resistant look.

- Can be zipped in and secured by snap attachments inside an outer Collective layer
- 100% polyester woven shell
- 100% polyester printed lining with 100% polyfill insulation behind the outer quilted woven shell
- 100% polyester knit bonded to a water-resistant film insert and a 100% polyester microfleece lining at side panels and under arms
- Slightly longer length
- Molded center front zipper
- Front and back waist details
- Stretch side panels
- Open front pockets
- Port Pocket™ for easy embroidery access
- Tulip hem



front

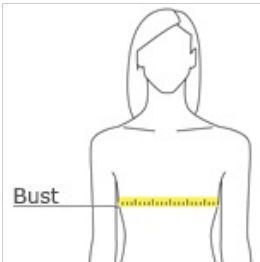


back

CARE INSTRUCTIONS

Machine wash cold with like colors; do not use fabric softener; tumble dry low; remove promptly; only non-chlorine bleach when needed; cool iron if necessary; do not dry clean.

HOW TO MEASURE



BUST

Measure under the arm and around the fullest part of the bust with arms down, keeping tape horizontal.

SIZE CHART

| | XS | S | M | L | XL | XXL | 3XL | 4XL |
|------|-------|-------|-------|-------|-------|-------|-------|-------|
| Size | 2 | 4/6 | 8/10 | 12/14 | 16/18 | 20/22 | 24/26 | 28/30 |
| Bust | 32-34 | 35-36 | 37-38 | 39-41 | 42-44 | 45-47 | 48-51 | 52-55 |

COLOR INFORMATION

Please note: PMS code information is shown only when an exact match is available.



Deep Black
PMS NTR BLACK
C



Graphite
PMS 7540C



River Blue Navy