



New Era® Ladies Slub Twist Polo LNEA301




New Era puts a twist on the traditional polo with this slub style that's super soft and has depth and texture.


- 6-ounce, 60/40 cotton/poly slub jersey
- Self-fabric collar
- Natural-colored twill neck taping
- Heat transfer label for tag-free comfort
- Elongated 4-button placket
- Rolled and tacked sleeves
- Side vents
- Embroidered New Era flag logo at hem
- Drop tail hem

CARE INSTRUCTIONS

Machine wash cold with like colors. Do not use fabric softener. Only non-chlorine bleach when needed. Tumble dry low. Remove promptly. Cool iron if necessary. Do not dry clean.

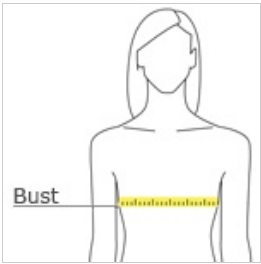


front



back

HOW TO MEASURE



BUST

Measure under the arm and around the fullest part of the bust with arms down, keeping tape horizontal.

SIZE CHART

	XS	S	M	L	XL	2XL	3XL	4XL
Size	2	4/6	8/10	12/14	16/18	20/22	24/26	28/30
Bust	32-34	35-36	37-38	39-41	42-44	45-47	48-51	52-55

COLOR INFORMATION

Please note: PMS code information is shown only when an exact match is available.



Black Twist
PMS NTR BLACK
C



Dark Green Twist
PMS 567C



Shadow Grey Twist
PMS COOL GREY
10C



True Navy Twist
PMS 533C