


## Nike Dry Essential Solid Polo NKBV6042




A no-nonsense look for any occasion, this must-have polo is built with Dri-FIT moisture management technology to help you stay dry, regardless of the venue. Design details include a self-fabric collar, dyed-to-match buttons and open hem sleeves. Features a two-button placket and back seaming detail. A contrast swoosh design trademark is embroidered on the left sleeve. Made of 4.5-ounce, 100% polyester Dri-FIT fabric.

### CARE INSTRUCTIONS

Care instructions. Machine wash cold (30c). Wash inside out; wash with like colors, do not use softeners, do not use bleach, tumble dry low, do not iron, do not dry clean.

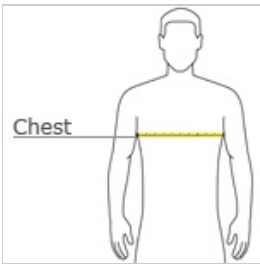


front



back

### HOW TO MEASURE



#### CHEST WIDTH

Measure under the arm and around the fullest part of the chest with arms down, keeping tape horizontal.

### SIZE CHART

|       | XS    | S         | M         | L     | XL        | 2XL            | 3XL         | 4XL   |
|-------|-------|-----------|-----------|-------|-----------|----------------|-------------|-------|
| Chest | 32-35 | 35-37 1/2 | 37 1/2-41 | 41-44 | 44-48 1/2 | 48 1/2 -53 1/2 | 53 1/2 - 58 | 58-63 |

### COLOR INFORMATION

Please note: PMS code information is shown only when an exact match is available.



Black  
PMS PROCESS  
BLACK C



Game Royal  
PMS 661C



Midnight Navy  
PMS 2767C



University Blue  
PMS 279C



University Red  
PMS 200C



White