



A soft cotton hand feel joins Dry Zone® moisture-wicking technology for unbeatable comfort and performance.

- 4.5-ounce, 65/35 poly/cotton
- Removable tag for comfort and relabeling

CARE INSTRUCTIONS

Machine wash cold. Inside out with like colors. Only non-chlorine bleach. Tumble dry low. Do not iron. Do not use fabric softener.



front



back

HOW TO MEASURE



CHEST WIDTH















Measure under the arm and around the fullest part of the chest with arms down, keeping tape horizontal.

SIZE CHART

	S	M	L	XL	2XL	3XL	4XL
Chest	35-37	38-40	41-43	44-46	47-49	50-53	54-57

COLOR INFORMATION

Please note: PMS code information is shown only when an exact match is available.

 Aquatic Blue PMS 2389C	 Athletic Maroon PMS 209C	 Charcoal PMS COOL GRAY 11C	 Dark Green PMS 560C	 Deep Navy PMS 532C	 Gold PMS 137C	 Jet Black PMS NTR BLACK C	 Lime PMS 367C	 Medium Grey PMS 2332C	 Orange PMS 172C	 Purple PMS 7672C
 Red PMS 200C	 True Royal PMS 7687C	 White								