

Long Sleeve Core Blend Tee. PC55LS



A reliable choice for comfort, softness and durability.

- 5.5-ounce, 50/50 cotton/poly
- Made with up to 5% recycled polyester from plastic bottles

Due to the nature of 50/50 cotton/polyester neon fabrics, special care must be taken throughout the printing process.

CARE INSTRUCTIONS

Machine wash cold, inside out with like colors. Only non-chlorine bleach when needed. Tumble dry medium. Do not iron.



front



back

HOW TO MEASURE



CHEST WIDTH







Measure under the arm and around the fullest part of the chest with arms down, keeping tape horizontal.

SIZE CHART

	S	M	L	XL	2XL	3XL	4XL	5XL	6XL
Chest	35-37	38-40	41-43	44-46	47-49	50-53	54-57	58-60	61-63

COLOR INFORMATION

Please note: PMS code information is shown only when an exact match is available.

										
Aquatic Blue PMS 2389C	Ash PMS COOL GRAY 3C	Athletic Heather PMS COOL GRAY 7C	Athletic Maroon PMS 209C	Charcoal PMS COOL GRAY 11C	Dark Green PMS 560C	Gold PMS 137C	Jet Black PMS NTR BLACK C	Kelly PMS 340C	Light Blue PMS 278C	Lime PMS 367C
										
Navy PMS 2380C	Orange PMS 172C	Purple PMS 7672C	Red PMS 200C	Royal PMS 2133C	Safety Green PMS 379C	Safety Orange PMS 021 C	White PMS WHITE			