




Nothing beats this traditional t-shirt in comfort, versatility and casual style.


- 6.1-ounce, 100% soft spun cotton
- 98/2 cotton/poly (Ash)
- 90/10 cotton/poly (Athletic Heather)
- Left chest pocket

CARE INSTRUCTIONS

Machine wash cold, inside out with like colors. Only non-chlorine bleach when needed. Tumble dry medium. Do not iron.



front



back

HOW TO MEASURE



CHEST WIDTH











Measure under the arm and around the fullest part of the chest with arms down, keeping tape horizontal.

SIZE CHART

	S	M	L	XL	2XL	3XL	4XL
Chest	35-37	38-40	41-43	44-46	47-49	50-53	54-57

COLOR INFORMATION

Please note: PMS code information is shown only when an exact match is available.

									
Ash PMS COOL GRAY 3C	Athletic Heather* PMS COOL GREY 7 C	Charcoal PMS COOL GRAY 11C	Jet Black PMS NTR BLACK C	Lime PMS 367C	Navy PMS 2380C	Orange PMS 172C	Red PMS 200C	Royal PMS 2133C	White