




Cozy sweats in our core weight.


- 7.8-ounce, 50/50 cotton/poly fleece
- Air jet yarn for a soft, pill-resistant finish
- Elastic waistband with draw cord
- Open bottom cuffs

CARE INSTRUCTIONS

Machine wash cold, inside out with like colors. Only non-chlorine bleach, when needed. Tumble dry low. Do not iron.

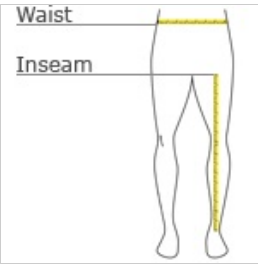


front



back

HOW TO MEASURE



WAIST

Measure around the smallest part of the natural waist.

INSEAM

Measure a similar style pant that fits well and is the desired length. Measure from the crotch seam to the hem.

SIZE CHART

	S	M	L	XL	2XL	3XL	4XL
Waist	29-31	32-34	35-37	38-40	41-43	44-47	48-51
Inseam	31	32	32	33	33 1/2	34	34 1/2

COLOR INFORMATION

Please note: PMS code information is shown only when an exact match is available.



Ash
PMS COOL GRAY
3C



Athletic Heather
PMS COOL GRAY
7C



Charcoal
PMS COOL GRAY
11C



Jet Black
PMS NTR BLACK
C



Navy
PMS 2380C



Red
PMS 200C



Royal
PMS 2133C



White