




A heavy hitter in performance, our SuperPro Twill Shirt easily resists stains and wrinkles while releasing stains. Designed for comfort, this versatile shirt functions well in almost any work environment from the office to food service.


- 3.4-ounce, 55/45 cotton/poly
- Button-down collar
- Back shoulder pleats
- Dyed-to-match buttons
- Left chest pocket
- Rounded adjustable cuffs

CARE INSTRUCTIONS

Machine wash warm with like colors. Non-chlorine bleach if needed. Tumble dry low. Remove promptly and hang. Warm iron if needed.

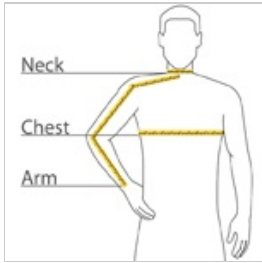


front



back

HOW TO MEASURE



CHEST WIDTH

Measure under the arm and around the fullest part of the chest with arms down, keeping tape horizontal.

NECK

Measure around the fullest part of the neck at the base.

ARM

Place hand on hip. Start at the center of the back of the neck and measure across the shoulder, to the elbow, and then down to the wrist.

SIZE CHART

	XS	S	M	L	XL	2XL	3XL	4XL
Chest	32-34	35-37	38-40	41-43	44-46	47-49	50-53	54-57
Neck	17	17	17 1/2	18	19	20	21	22
Arm	30 1/2	32	34	35	36 1/2	37 1/2	38 1/2	39 1/2

COLOR INFORMATION

Please note: PMS code information is shown only when an exact match is available.

								
Black PMS NTR BLACK C	Cloud Blue	Monument Grey PMS COOL GRAY 9C	Rich Red PMS 207C	Sterling Grey PMS 425 C	True Blue PMS 654C	True Navy PMS 533C	Ultramarine Blue PMS 7455C	White