




Our flannel shirt takes laid-back looks to the next level. Ultra soft and just the right weight, it makes a statement with a classic plaid pattern and casual comfort.


- 4.4-ounce, 60/40 cotton/poly flannel
- Lightly brushed for softness
- Open collar
- Bias-cut back yoke
- Back shoulder pleats
- Double chest pockets w ith flaps
- Bias-cut pockets
- Rounded adjustable cuffs

CARE INSTRUCTIONS

Machine wash cold with like colors. Only non-chlorine bleach when needed. Tumble dry low. Warm iron if needed

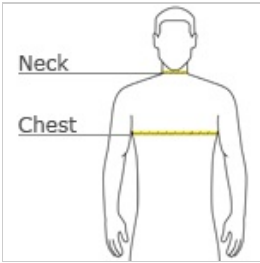


front



back

HOW TO MEASURE



CHEST WIDTH

Measure under the arm and around the fullest part of the chest with arms down, keeping tape horizontal.

NECK

Measure around the fullest part of the neck at the base.

SIZE CHART

	XS	S	M	L	XL	2XL	3XL	4XL
Chest	32-34	35-37	38-40	41-43	44-46	47-49	50-53	54-57
Neck	16 1/2	16 1/2	17	17 1/2	18 1/2	19 1/2	20 1/4	21
Arm	30 1/2	32	34	35	36 1/2	37 1/2	38 1/2	39 1/2

COLOR INFORMATION

Please note: PMS code information is shown only when an exact match is available.



Engine Red/ Black



Grey/ Black



Royal/ Black



Snow White/ Black