



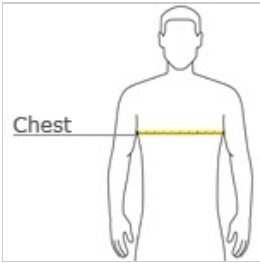
A moisture-wicking tank with open-hole mesh for a classic look and PosiCharge technology for improved color-fastness.

- 3.6-ounce, 100% polyester mesh with PosiCharge technology
- White mesh reverse
- Double-layer construction with open, individually hemmed layers for easy decoration

CARE INSTRUCTIONS

Machine wash color with like colors. Do not use fabric softener. Do not bleach. Tumble dry low. Remove promptly. Cool iron if needed. Do not dry clean.

HOW TO MEASURE



CHEST WIDTH











Measure under the arm and around the fullest part of the chest with arms down, keeping tape horizontal.

SIZE CHART

	XS	S	M	L	XL
Size	4	6/8	10/12	14/16	18/20
Chest	25-26	26-28	28-30	30-32	32-35

COLOR INFORMATION

Please note: PMS code information is shown only when an exact match is available.

									
Black PMS NTR BLACK C	Carolina Blue PMS 646C	Deep Orange PMS 173C	Forest Green PMS 5605C	Iron Grey/ White	Kelly Green PMS 554C	Maroon PMS 7645C	Purple PMS 7680C	True Navy PMS 532C	True Red PMS 7620C